


Appendix C



Proposed PSPO for Wembley footprint: Summary report

This report was created on Wednesday 02 October 2019 at 10:51.


The consultation ran from 30/08/2019 to 30/09/2019.

Contents

Question 1: Please tell us to what extent do you agree or disagree with the Council with introducing PSPO for illegal street trading including ticket touts?	2
Q1	2
Q1a	2
Question 2: Please tell us to what extent do you agree or disagree with the Council introducing PSPO for distribution of free literature?	2
Q2	2
Q2a	2
Question 3: Please tell us to what extent do you agree or disagree with the Council introducing PSPO for un-authorised Street Collections?	3
Q3	3
Q3a	3
Question 4: Please tell us to what extent do you agree or disagree with the Council with introducing PSPO for street drinking?	3
Q4	3
Q4a	3
Question 5: Please tell us to what extent do you agree or disagree with the Council with introducing PSPO for littering?	4
Q5	4
Q5a	4
Question 6: Please tell us to what extent do you agree or disagree with the Council introducing PSPO for unauthorised fly-posing?	4
Q6	4
Q6a	4
Question 7: Please tell us to what extent do you agree or disagree with the Council introducing PSPO for unauthorised flying of drone(s)?	5
Q7	5
Q7a	5
Question 8: Please tell us to what extent do you agree or disagree with the Council introducing PSPO for unauthorised pyrotechnics, including fireworks, flares or smoke emitters?	5
Q8	5
Q8a	5
Question 9: Please tell us to what extent do you agree or disagree with the Council with introducing PSPO for idling engines?	6
Q9	6
Q9a	6
Question 10: Please tell us to what extent do you agree or disagree with the Council introducing PSPO for unauthorised busking, including use of loud speakers?	6
Q10	6
Q10a	6
Question 11: Please tell us to what extent do you agree or disagree with the Council introducing PSPO for unauthorised games or competitions?	7
Q11	7
Q11a	7
Question 12: What is your age?	7
Age	7
Question 13: Do you consider yourself to have a disability?	8
Disability	8
Question 14: How would you describe your disability?	8
Disability	8
Question 15: What is your religion/belief?	9
Religion	9
Question 16: Please state your ethnicity:	10
Ethnicity	10

Question 1: Please tell us to what extent do you agree or disagree with the Council with introducing PSPO for illegal street trading including ticket touts?

Q1




Option	Total	Percent
Strongly Agree	19	73.08%
Agree	5	19.23%
Neither agree nor disagree	0	0%
Disagree	1	3.85%
Strongly disagree	1	3.85%
Not Answered	0	0%

Q1a

There were 9 responses to this part of the question.

Question 2: Please tell us to what extent do you agree or disagree with the Council introducing PSPO for distribution of free literature?

Q2




Option	Total	Percent
Strongly agree	16	61.54%
Agree	5	19.23%
Neither agree nor disagree	1	3.85%
Disagree	3	11.54%
Strongly disagree	1	3.85%
Not Answered	0	0%

Q2a

There were 5 responses to this part of the question.

Question 3: Please tell us to what extent do you agree or disagree with the Council introducing PSPO for un-authorized Street Collections?

Q3




Option	Total	Percent
Strongly agree	17	65.38%
Agree	5	19.23%
Neither agree nor disagree	1	3.85%
Disagree	2	7.69%
Strongly disagree	1	3.85%
Not Answered	0	0%

Q3a

There were 3 responses to this part of the question.

Question 4: Please tell us to what extent do you agree or disagree with the Council with introducing PSPO for street drinking?

Q4




Option	Total	Percent
Strongly agree	21	80.77%
Agree	3	11.54%
Neither agree nor disagree	0	0%
Disagree	0	0%
Strongly disagree	2	7.69%
Not Answered	0	0%

Q4a

There were 8 responses to this part of the question.

Question 5: Please tell us to what extent do you agree or disagree with the Council with introducing PSPO for littering?

Q5




Option	Total	Percent
Strongly agree	21	80.77%
Agree	4	15.38%
Neither agree nor disagree	0	0%
Disagree	0	0%
Strongly disagree	1	3.85%
Not Answered	0	0%

Q5a

There were 5 responses to this part of the question.

Question 6: Please tell us to what extent do you agree or disagree with the Council introducing PSPO for unauthorised fly-posing?

Q6




Option	Total	Percent
Strongly agree	19	73.08%
Agree	3	11.54%
Neither agree nor disagree	2	7.69%
Disagree	1	3.85%
Strongly disagree	1	3.85%
Not Answered	0	0%

Q6a

There were 3 responses to this part of the question.

Question 7: Please tell us to what extent do you agree or disagree with the Council introducing PSPO for unauthorised flying of drone(s)?

Q7




Option	Total	Percent
Strongly agree	19	73.08%
Agree	3	11.54%
Neither agree nor disagree	1	3.85%
Disagree	2	7.69%
Strongly disagree	1	3.85%
Not Answered	0	0%

Q7a

There were 4 responses to this part of the question.

Question 8: Please tell us to what extent do you agree or disagree with the Council introducing PSPO for unauthorised pyrotechnics, including fireworks, flares or smoke emitters?

Q8




Option	Total	Percent
Strongly agree	17	65.38%
Agree	6	23.08%
Neither agree nor disagree	2	7.69%
Disagree	0	0%
Strongly disagree	1	3.85%
Not Answered	0	0%

Q8a

There were 4 responses to this part of the question.

Question 9: Please tell us to what extent do you agree or disagree with the Council with introducing PSPO for idling engines?

Q9



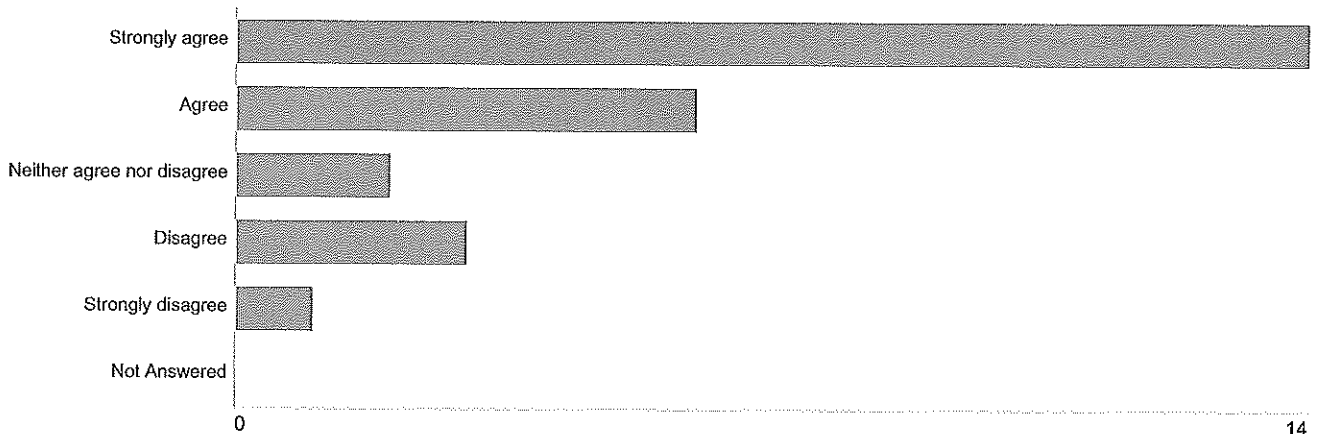
Option	Total	Percent
Strongly agree	14	53.85%
Agree	3	11.54%
Neither agree nor disagree	7	26.92%
Disagree	1	3.85%
Strongly disagree	1	3.85%
Not Answered	0	0%

Q9a

There were 6 responses to this part of the question.

Question 10: Please tell us to what extent do you agree or disagree with the Council introducing PSPO for unauthorised busking, including use of loud speakers?

Q10




Option	Total	Percent
Strongly agree	14	53.85%
Agree	6	23.08%
Neither agree nor disagree	2	7.69%
Disagree	3	11.54%
Strongly disagree	1	3.85%
Not Answered	0	0%

Q10a

There were 5 responses to this part of the question.

Question 11: Please tell us to what extent do you agree or disagree with the Council introducing PSPO for unauthorised games or competitions?

Q11




Option	Total	Percent
Strongly agree	17	65.38%
Agree	2	7.69%
Neither agree nor disagree	5	19.23%
Disagree	0	0%
Strongly disagree	2	7.69%
Not Answered	0	0%

Q11a

There were 3 responses to this part of the question.

Question 12: What is your age?


Age



Option	Total	Percent
16-24	1	3.85%
25-34	6	23.08%
35-44	5	19.23%
45-54	7	26.92%
55-64	4	15.38%
65-84	0	0%
85+	0	0%
Prefer not to say	2	7.69%
Not Answered	1	3.85%

Question 13: Do you consider yourself to have a disability?

Disability



Option	Total	Percent
Yes	0	0%
No	23	88.46%
Prefer not to say	2	7.69%
Not Answered	1	3.85%


Question 14: How would you describe your disability?

Disability

There were 2 responses to this part of the question.

Question 15: What is your religion/belief?

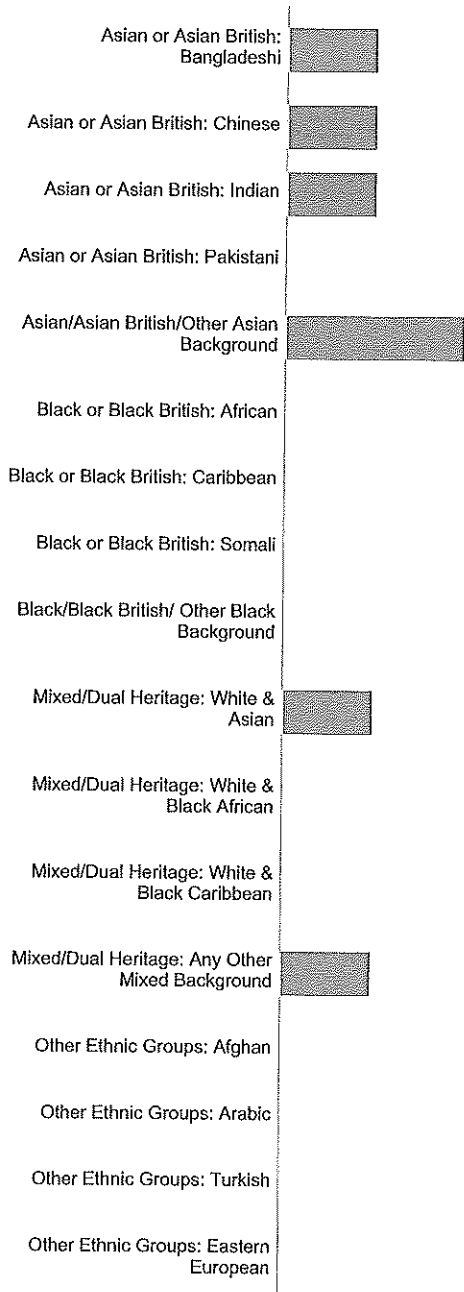
Religion



Option	Total	Percent
Agnostic	0	0%
Buddhist	1	3.85%
Christian	9	34.62%
Hindu	0	0%
Humanist	0	0%
Jewish	0	0%
Muslim	1	3.85%
Sikh	0	0%
No religious belief	7	26.92%
Prefer not to say	6	23.08%
Not Answered	2	7.69%

Question 16: Please state your ethnicity:

Ethnicity



Other Ethnic Groups / Any other Groups

White: British /English/ Welsh/ Scottish/ Northern Irish

White: Irish


White: Traveller of Irish Heritage

White: Gypsy/Roma

White: Other

Prefer not to say

Not Answered



Option	Total	Percent
Asian or Asian British: Bangladeshi	1	3.85%
Asian or Asian British: Chinese	1	3.85%
Asian or Asian British: Indian	1	3.85%
Asian or Asian British: Pakistani	0	0%
Asian/Asian British/Other Asian Background	2	7.69%
Black or Black British: African	0	0%
Black or Black British: Caribbean	0	0%
Black or Black British: Somali	0	0%
Black/Black British/ Other Black Background	0	0%
Mixed/Dual Heritage: White & Asian	1	3.85%
Mixed/Dual Heritage: White & Black African	0	0%
Mixed/Dual Heritage: White & Black Caribbean	0	0%
Mixed/Dual Heritage: Any Other Mixed Background	1	3.85%
Other Ethnic Groups: Afghan	0	0%
Other Ethnic Groups: Arabic	0	0%
Other Ethnic Groups: Turkish	0	0%
Other Ethnic Groups: Eastern European	0	0%
Other Ethnic Groups / Any other Groups	0	0%
White: British /English/ Welsh/ Scottish/ Northern Irish	12	46.15%
White: Irish	1	3.85%
White: Traveller of Irish Heritage	0	0%
White: Gypsy/Roma	0	0%
White: Other	0	0%
Prefer not to say	4	15.38%
Not Answered	2	7.69%

